

## USER GUIDANCE ON THE SHIP FUEL OIL CONSUMPTION GISIS MODULE (IMO SHIP FUEL OIL CONSUMPTION DATABASE)

### CONTENTS



#### General information on the IMO Ship Fuel Oil Consumption Database

#### Appendix 1: Guidance for Parties to MARPOL Annex VI

- 1 Accessing and assignment of a ship fuel oil consumption module manager(s) and user(s) by the GISIS administrator
- 2 Log into the Database and designation of a contact person
- 3 Submission of data and revision of the data already submitted
- 4 Authorization of a recognized organization for submission of data
- 5 Export of anonymized dataset
- 6 Export of non-anonymized dataset of ships flying its flag
- 7 Data submission via Extensible Markup Language (XML) format
- 8 List of ships falling under the scope of the data collection system

#### Appendix 2: Guidance for non-Parties to MARPOL Annex VI

- 1 Accessing and assignment of a ship fuel oil consumption module manager(s) and user(s) by the GISIS administrator
- 2 Log into the Database and designation of a contact person
- 3 Submission of data and revision of the data already submitted
- 4 Authorization of a recognized organization for submission of data
- 5 Export of anonymized dataset
- 6 Export of non-anonymized dataset of ships flying its flag
- 7 Data submission via Extensible Markup Language (XML) format
- 8 List of ships falling under the scope of the data collection system

#### Appendix 3: Guidance for recognized organizations

- 1 Log into the Database and designation of a contact point
  - 2 Submission of data on behalf of a Party to MARPOL Annex VI and revision of the data already submitted
  - 3 Submission of data of non-Party ships and revision of the data already submitted
  - 4 Export of anonymized dataset
  - 5 Export of own non-anonymized dataset
  - 6 Data submission via Extensible Markup Language (XML) format
-

## **General information on the IMO Ship Fuel Oil Consumption Database**

1 The Marine Environment Protection Committee at its seventieth session (MEPC 70) adopted, by resolution MEPC.278(70), the amendments to MARPOL Annex VI related to the data collection system for fuel oil consumption of ships, which entered into force on 1 March 2018.

2 Regulation 22A of MARPOL Annex VI requests the establishment of the IMO Ship Fuel Oil Consumption Database (hereafter "the Database"), which shall be undertaken and managed by the Secretary-General of the Organization, pursuant to guidelines to be developed by the Organization.

3 In addition, regulation 22A.11 of MARPOL Annex VI stipulates that the Secretary-General of the Organization shall maintain an anonymized database such that identification of a specific ship will not be possible and Parties to MARPOL Annex VI shall have access to the anonymized data strictly for their analysis and consideration.

4 In this regard, MEPC 71 adopted, by resolution MEPC.293(71), the *2017 Guidelines for the development and management of the IMO Ship Fuel Oil Consumption Database* (hereafter "the 2017 Database Guidelines"). The 2017 Database Guidelines, in its paragraph 1.4, identifies that the Database will be developed as a module within the Global Integrated Shipping Information System (GISIS) platform, with the integrated IMO Web Accounts framework to manage secure access to the module.

5 In addition, MEPC 71 approved MEPC.1/Circ.871 on *Submission of data to the IMO data collection system of fuel oil consumption of ships from a State not Party to MARPOL Annex VI*.

6 Taking the above into consideration, the Database has been developed as a new module in the GISIS platform with the following general functionalities:

- .1 designation of a contact person for the purpose of the Database;
- .2 submission of data to the Database by Member States and recognized organizations;
- .3 authorization of a recognized organization for submission of data;
- .4 access to non-anonymized data of ships flying its flag and download the anonymized dataset; and
- .5 import of the data submitted by the Extensible Markup Language (XML) format.

7 This document provides guidance for users on how to log into the Database and what actions are needed related to paragraphs 7.1 to 7.5 above.

8 Member Governments are invited to note that operative paragraph 4 of resolution MEPC.278(70) invites Parties to MARPOL Annex VI to consider the application of the aforementioned amendments to MARPOL Annex VI as soon as possible to ships entitled to fly their flag.

9 In this context, MEPC 70 agreed that any data submitted under paragraph 8 would not form part of any analysis, but were intended solely to facilitate preparations for the implementation of the new requirements.

---

## APPENDIX 1

**GUIDANCE FOR PARTIES TO MARPOL ANNEX VI**

- 1 Accessing and assignment of a ship fuel oil consumption module manager(s) and user(s) by the GISIS administrator

In order for users to view the "Ship Fuel Oil Consumption" module in GISIS, and to enable users to access the Database thereafter, the GISIS administrator who is assigned for administering all GISIS modules is requested to assign the following role(s) for each individual accordingly (see below for the definition of their different access rights):

- .1 Ship Fuel Oil Consumption manager(s) (hereafter "the module manager"); and,
- .2 if necessary, Ship Fuel Oil Consumption user(s) (hereafter "the module user(s)").

After this assignment has been done, then the module will be visible for the person(s) assigned.

**User Roles****GISIS modules**

- Ship Fuel Oil Consumption manager ⓘ
- Ship Fuel Oil Consumption user ⓘ

The module manager(s) can:

- .1 designate a contact person;
- .2 submit the data to the Database and edit the data submitted for ships flying its flag;
- .3 authorize recognized organization(s) for submission of data;
- .4 access to non-anonymized data of ships flying its flag; and
- .5 download the anonymized dataset.

The module user(s) can:

- .1 access (read-only) to the information on the contact person, data submitted, authorized recognized organization(s), non-anonymized data of ships flying its flag; and
- .2 download the anonymized dataset.

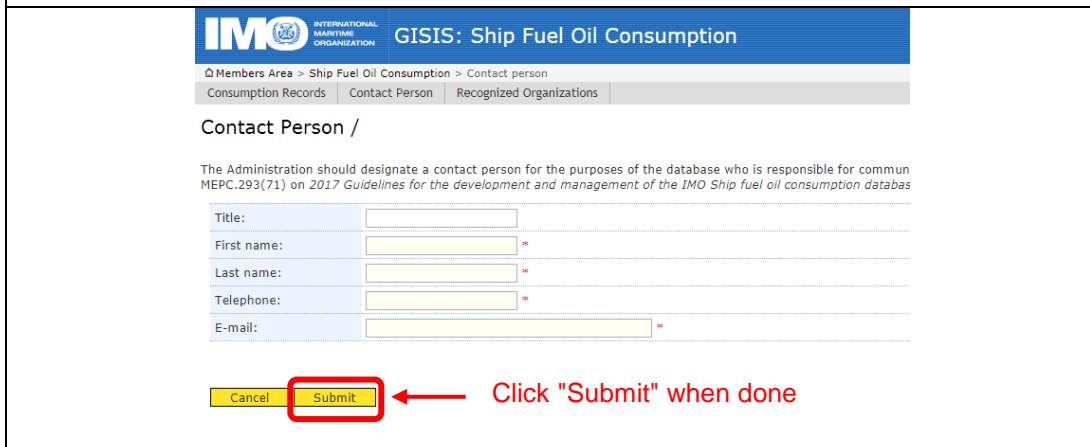
2 Log into the Database and designation of a contact person

In order to access the Database, after logging into GISIS, click on the "Ship Fuel Oil Consumption" module from the icon shown on the right.



Ship Fuel Oil Consumption  
Mandatory reporting of fuel oil consumption by ships.

When the module manager first logs into the Database, they are requested to designate a contact person for the purposes of the database who is responsible for communication with the Secretariat if any matter arises with regard to the submission of data by the respective Administration. It is recommended to fill in the contact details of the module manager as a contact person.



3 Submission of data and revision of the data already submitted

Click "Consumption Record" and then click "Add new record" to submit the data.

The screenshot shows a web interface for 'Consumption records'. At the top, a breadcrumb trail reads 'Members Area > Ship Fuel Oil Consumption > Consumption records'. Below this, a navigation bar contains 'Consumption Records' (highlighted with a red box), 'Contact Person', and 'Recognized Organizations'. The main heading is 'Consumption records'. A yellow button labeled 'Add new record' is circled in red, with a red arrow pointing to it from the right. Below this is the 'Export data' section, which includes the instruction 'Export the data submitted for the respective year.' and a form with a 'Reporting year:' dropdown set to '2017', and two buttons: 'Export anonymized data' and 'Export own non-anonymized data'. The 'Your existing consumption records' section follows, with the instruction 'Select a reporting year, then click on a record for details.' and a form with 'Reporting year:' (dropdown '2017'), 'Flag Administration:' (dropdown), and 'IMO Number:' (input field with 'IMO' text and a 'Search' button).

Input the data of a ship then click "Submit".

Consumption Records | Contact Person | Recognized Organizations

### Consumption record

Reporting year: 2017  
 Start date: 2017-01-01  
 End date: 2017-12-31

Select "Reporting year", "Start date" and "End date".

### Ship Particulars

Flag Administration:   
 Party to MARPOL Annex VI: Yes  
 IMO Number: IMO

Enter the IMO number of the ship, then click "Populate ship particulars".

Relevant ship particulars will be populated from the GISIS Ship and Company Particulars module.

Ship type: -- Please select --

Select the ship type. If the ship type is not in regulation 2 of MARPOL Annex VI, selecting "Other" reveals a new text entry box to state ship type, as follows:

Ship type: Other  
 Other ship type:

### Consumption Data

Distance travelled:  NM  
 Hours underway:  hours

Consumption:

Fuel oil type: -- Please select --  
 Quantity:  metric tonnes  
 Data collection method: -- Please select --

After adding fuel oil consumption data, click "Add consumption data".

If the ship has two or more fuel oil types, then add the data one-by-one.

Click "Submit" when done

After the submission, the summary of data submitted is shown on the "Consumption record" page.

This summary includes not only data submitted by the Administration but also data submitted by authorized recognized organizations, if applicable.

IMO Number ↑	Ship type ↑	Distance travelled (NM) ↑	Hours underway (hours) ↑	Fuel oil consumption total (metric tonnes) ↑
IMO	Others	12	23	1234
IMO	Cruise passenger ship	5000	300	5000
IMO	Cruise passenger ship	3456	345	68

4 Authorization of a recognized organization for submission of data

Click "Recognized Organization".

Members Area > Ship Fuel Oil Consumption > Recognized organizations

Consumption Records Contact Person **Recognized Organizations**

### Recognized Organizations /

Under the data collection system for fuel oil consumption of ships, as specified in MARPOL Annex V organization(s) from the following list. These organizations may perform, inter alia, the following a

- submit the data for ships flying your flag;
- designate a contact point responsible for communication with the IMO Secretariat if any technical matter arises with regard to the submission of data; and
- have access to non-anonymized data submitted by this organization.

#### Authorized Recognized Organizations

No organizations have been authorized.

#### Available Recognized Organizations

Select an organization to give them authorization to submit data on your behalf to this module.

Recognized Organization
African International Register (AIR)
American Bureau of Shipping (ABS)
ASIA CLASSIFICATION ACS (ACS)
ASIA Classification Society - ASIA (ASIA)
Associated Consultants Bureau Ltd. (ACB)
Belgian Marine Inspection Service (BMIS)
Belize Maritime Bureau Inc. (BMB)

All recognized organizations registered in the GISIS Recognized Organizations module are shown.

Click a recognized organization from the list and click "Authorize Organization".

Recognized Organization

Authorizing **American Bureau of Shipping (ABS)** will allow them to carry out the following actions, inter alia, in relation with the submission of data:

- submit the data for ships flying your flag;
- designate a contact point responsible for communication with the IMO Secretariat if any technical matter arises with regard to the submission of data; and
- have access to non-anonymized data submitted by this organization.

**Authorize Organization** Cancel

Then the authorized recognized organization is shown on the screen.

The screenshot shows a navigation bar with 'Consumption Records', 'Contact Person', and 'Recognized Organizations'. A green notification box states: 'American Bureau of Shipping (ABS) has been authorized.' Below this is the 'Recognized Organizations' section, which includes a list of organizations. The 'Recognized Organization' table has one entry: 'American Bureau of Shipping (ABS)'. Below that is the 'Available Recognized Organizations' section, which lists several other organizations like 'African International Register (AIR)', 'ASIA CLASSIFICATION ACS (ACS)', and 'ASIA Classification Society - ASIA (ASIA)'. A red box highlights the 'Recognized Organization' header and the 'American Bureau of Shipping (ABS)' entry.

If you need to terminate the authorization, click the recognized organization and then click "Deauthorize Organization".

The screenshot shows a dialog box titled 'Recognized Organization' with a close button. The text inside says: 'Deauthorizing American Bureau of Shipping (ABS) will stop them from carrying out any actions in relation with the submission of data.' At the bottom, there are two buttons: 'Deauthorize Organization' and 'Cancel'. A red box highlights the 'Deauthorize Organization' button, and a red arrow points to the organization name in the text above.

5 Export of anonymized dataset

Click "Consumption Records".  
Select the reporting year and then click "Export anonymized data".

The screenshot shows a navigation bar with 'Consumption Records', 'Contact Person', and 'Recognized Organizations'. The 'Consumption Records' section has an 'Add new record »' button. Below that is the 'Export data' section, which says 'Export the data submitted for the respective year.' There is a 'Reporting year:' dropdown menu set to '2017'. To the right of the dropdown are two buttons: 'Export anonymized data' and 'Export own non-anonymized data'. A red box highlights the 'Export anonymized data' button, and two red arrows point to the 'Reporting year:' dropdown and the 'Export anonymized data' button.



An anonymized dataset (MS Excel spreadsheet) is downloaded.

Ship no.	Party to M	Ship type	Gross ton	Net tonnage	Deadweight	Main propulsion	Auxiliary (EEDI)	Ice class	Distance t	Hours unc	Fuel oil ty	Cf value	Quantity	Data collection method	
1	Party	Tanker	6200	N/A	8100	6000	1000	N/A	No	10000	6600	Heavy Fue	3.114	16000	Method using BDNs
2	Party	Ro-ro cargo	24000	N/A	4900	50000	4000	10.1	Yes	600	20	Diesel/Ga	3.206	50000	Method using flow meters
3	Party	Ro-ro cargo	24000	N/A	4900	50000	4000	10.1	Yes	500	300	Diesel/Ga	3.206	2000	Method using BDNs
4	Party	Ro-ro cargo	120000	N/A	15000	6000	5000	20.3	Yes	8000	0000	Diesel/Ga	3.206	5000	Method using BDNs
5	Party	Ro-ro passenger	20000	N/A	5200	12000	3000	N/A	No	15000	0	iesel/Ga	3.206	50000	Method using flow meters
6	Party	Ro-ro passenger	20000	N/A	5200	12000	3000	N/A	No	450	40	iesel/Ga	3.206	6000	Method using BDNs
7	Party	Ro-ro passenger	20000	N/A	8800	6000	1000	N/A	No	0	2	Light Fuel	3.151	50	Method using BDNs
8	Party	Cruise passenger	40000	40000	77000	90000	5000	12.1	No	10	350	Diesel/Ga	3.206	56	Method using flow meters
9	Party	Cruise passenger	140000	N/A	15000	6000	5000	N/A	No	5000	300	Heavy Fue	3.114	5000	Method using BDNs
10	Party	Others	40000	40000	77000	90000	5000	12.1	No	12	23	Diesel/Ga	3.206	1234	Method using flow meters
11	non-Party	Bulk carrier	6300	N/A	9100	5200	1000	N/A	No	19000	17000	Heavy Fue	3.114	6500	Method using BDNs
12	non-Party	Tanker	6200	N/A	8100	5900	1000	N/A	No	56000	5000	Diesel/Ga	3.206	20000	Method using BDNs

6 Export of non-anonymized dataset of ships flying its flag

Click "Consumption Records".  
 Select the reporting year and then click "Export own non-anonymized data".

Members Area > Ship Fuel Oil Consumption > Consumption records

Consumption Records | Contact Person | Recognized Organizations

Consumption records

Add new record »

Export data

Export the data submitted for the respective year.

Reporting year: 2017 | Export anonymized data | **Export own non-anonymized data**

A non-anonymized dataset of ships flying its flag (MS Excel spreadsheet) is downloaded.

Ship no.	Party to M	IMO Num	Ship Flag	Ship type	Gross ton	Net tonnage	Deadweight	Main propulsion	Auxiliary (EEDI)	Ice class	Distance t	Hours unc	Submitter	Fuel oil ty	Cf value	Quantity	Data collection method
1	Party	xxxxxxx	Name of Flag	Cruise passenger	40154	40000	77061	90319	3000	12.10000		3456	345 xxxxxx	Diesel/Ga	3.206	56	Method using flow meters
2	Party	xxxxxxx	Name of Flag	Cruise passenger	138194	N/A	11000	5000	300	N/A		300	xxxxxx	Heavy Fue	3.114	5000	Method using BDNs
3	Party	xxxxxxx	Name of Flag	Others	40000	40000	77000	90000	5000	12.1	12	23 xxxxxx	Diesel/Ga	3.206	1234	Method using flow meters	

7 Data submission via Extensible Markup Language (XML) format

In addition to the Database within the GISIS platform, the Extensible Markup Language (XML) format is developed for bulk data submission from Member States. Member States that need to use the XML format should contact the Secretariat ([dcs@imo.org](mailto:dcs@imo.org)) for further information.

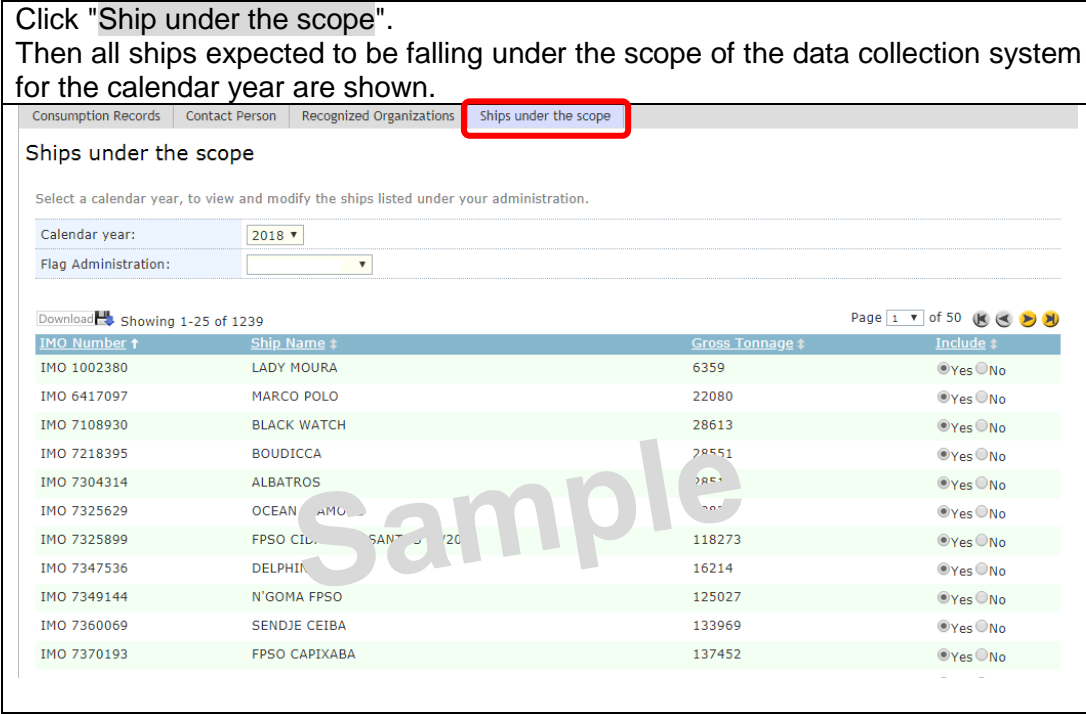
## 8 List of ships falling under the scope of the data collection system

In accordance with paragraphs 5.1 and 5.2 of the *2017 Guidelines for the development and management of the IMO Ship Fuel Oil Consumption Database* (resolution MEPC.293(71)), the Secretariat should:

- .1 at the beginning of each calendar year, produce a list of ships falling under the scope of regulation 22A of MARPOL Annex VI by cross-referencing with the data from the Ship Particular module of GISIS; and
- .2 send the aforementioned list of ships to the Administration for reference, in order to receive feedback in case of any discrepancies.

For this purpose, the aforementioned list of ships for each Administration of Parties to MARPOL Annex VI is available in the Ship Fuel Oil Consumption module.

Click "Ship under the scope".  
Then all ships expected to be falling under the scope of the data collection system for the calendar year are shown.



Ships under the scope

Select a calendar year, to view and modify the ships listed under your administration.

Calendar year: 2018  
Flag Administration:

Download Showing 1-25 of 1239 Page 1 of 50

IMO Number ↑	Ship Name ↑	Gross Tonnage ↑	Include ↑
IMO 1002380	LADY MOURA	6359	<input checked="" type="radio"/> Yes <input type="radio"/> No
IMO 6417097	MARCO POLO	22080	<input checked="" type="radio"/> Yes <input type="radio"/> No
IMO 7108930	BLACK WATCH	28613	<input checked="" type="radio"/> Yes <input type="radio"/> No
IMO 7218395	BOUDICCA	28551	<input checked="" type="radio"/> Yes <input type="radio"/> No
IMO 7304314	ALBATROS	28518	<input checked="" type="radio"/> Yes <input type="radio"/> No
IMO 7325629	OCEAN DIAMOND	8282	<input checked="" type="radio"/> Yes <input type="radio"/> No
IMO 7325899	FPSO CIDADE DE SANTOS MV20	118273	<input checked="" type="radio"/> Yes <input type="radio"/> No
IMO 7347536	DELPHIN	16214	<input checked="" type="radio"/> Yes <input type="radio"/> No
IMO 7349144	N'GOMA FPSO	125027	<input checked="" type="radio"/> Yes <input type="radio"/> No
IMO 7360069	SENDJE CEIBA	133969	<input checked="" type="radio"/> Yes <input type="radio"/> No
IMO 7370193	FPSO CAPIXABA	137452	<input checked="" type="radio"/> Yes <input type="radio"/> No

In case a ship is either exempted under Chapter 4 of MARPOL Annex VI or the Party interprets that it falls outside the scope of the data collection system, the module manager can remove the ship by selecting "No", as shown below.

Select a calendar year, to view and modify the ships listed under your administration.

Calendar year: 2018  
Flag Administration:

Download Showing 1-25 of 1239 Page 1 of 50

IMO Number ↑	Ship Name ↑	Gross Tonnage ↑	Include ↑
IMO 1002380	LADY MOURA	6359	<input type="radio"/> Yes <input checked="" type="radio"/> No
IMO 6417097	MARCO POLO	22080	<input checked="" type="radio"/> Yes <input type="radio"/> No
IMO 7108930	BLACK WATCH	28613	<input checked="" type="radio"/> Yes <input type="radio"/> No
IMO 7218395	BOUDICCA	28551	<input checked="" type="radio"/> Yes <input type="radio"/> No
IMO 7304314	ALBATROS	28518	<input checked="" type="radio"/> Yes <input type="radio"/> No
IMO 7325629	OCEAN DIAMOND	8282	<input checked="" type="radio"/> Yes <input type="radio"/> No
IMO 7325899	FPSO CIDADE DE SANTOS MV20	118273	<input checked="" type="radio"/> Yes <input type="radio"/> No
IMO 7347536	DELPHIN	16214	<input checked="" type="radio"/> Yes <input type="radio"/> No
IMO 7349144	N'GOMA FPSO	125027	<input checked="" type="radio"/> Yes <input type="radio"/> No

## APPENDIX 2

**GUIDANCE FOR NON-PARTIES TO MARPOL ANNEX VI**

As identified in paragraphs 3 and 4 of MEPC.1/Circ.871 on *Submission of data to the IMO data collection system of fuel oil consumption of ships from a State not Party to MARPOL Annex VI*, fuel oil consumption data of ships not flying the flag of a Party to MARPOL Annex VI could be submitted by: a recognized organization duly authorized by a Party of MARPOL Annex VI; or by a non-Party to MARPOL Annex VI directly.

This appendix 2 provides a procedure for a non-Party to submit the fuel oil consumption data and relevant features of the Database.

- 1 Accessing and assignment of a ship fuel oil consumption module manager(s) and user(s) by the GISIS administrator



In order for users to view the "Ship Fuel Oil Consumption" module in GISIS, and to enable users to access the Database thereafter, the GISIS administrator who is assigned for administering all GISIS modules is requested to assign the following role(s) for each individual accordingly (see below for the definition of their different access rights):

- .1 Ship Fuel Oil Consumption manager(s) (hereafter "the module manager"); and,
- .2 if necessary, Ship Fuel Oil Consumption user(s) (hereafter "the module user(s)").

After this assignment has been done, then the module will be visible for the person(s) assigned.

### User Roles

#### GISIS modules

- Ship Fuel Oil Consumption manager 
- Ship Fuel Oil Consumption user 

The module manager(s) can:

- .1 designate a contact person;
- .2 submit the data to the Database and edit the data submitted for ships flying its flag; and
- .3 access to non-anonymized data of ships flying its flag.

The module user(s) can access (read-only) to the information on the contact person, data submitted, non-anonymized data of ships flying its flag.

2 Log into the Database and designation of a contact person

In order to access the Database, after logging into GISIS, click on the "Ship Fuel Oil Consumption" module from the icon shown on the right.



Ship Fuel Oil Consumption  
Mandatory reporting of fuel oil consumption by ships.

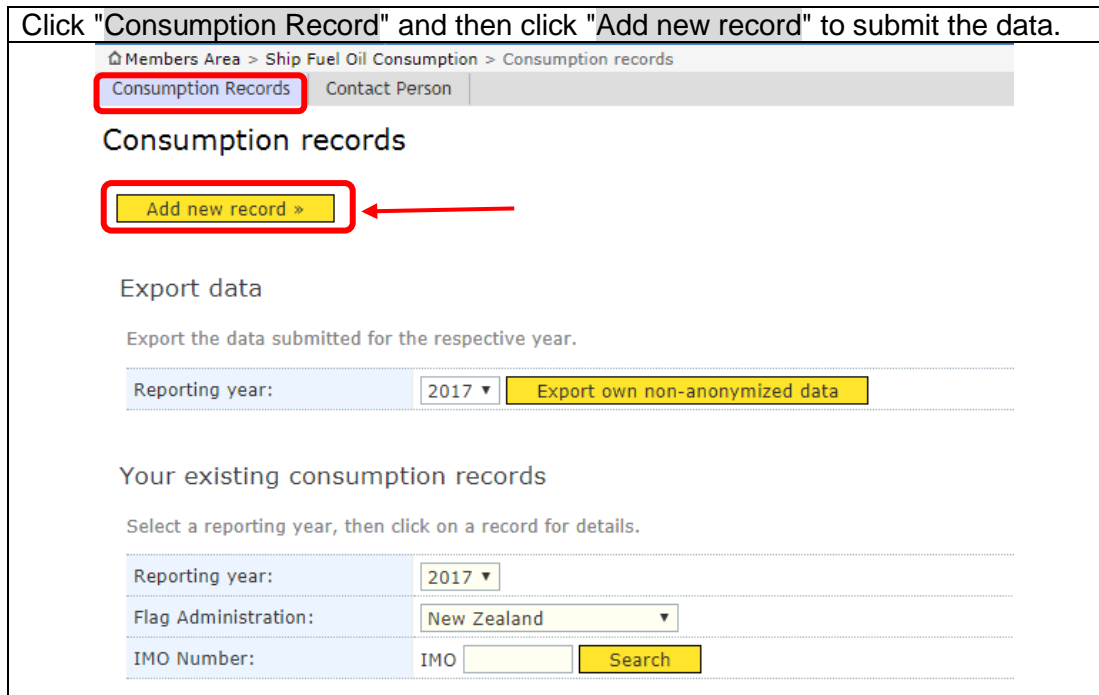
When the module manager first logs into the Database, they are requested to designate a contact person for the purposes of the database who is responsible for communication with the Secretariat if any matter arises with regard to the submission of data by the respective Administration. It is recommended to fill in the contact details of the module manager as a contact person.

The screenshot shows the top navigation bar with the IMO logo and the title "GISIS: Ship Fuel Oil Consumption". Below the bar is a breadcrumb trail: "Members Area > Ship Fuel Oil Consumption > Contact person". A menu bar contains "Consumption Records", "Contact Person", and "Recognized Organizations". A red message box states: "Please provide a contact person on this page for". Below this is the heading "Contact Person /" and a paragraph: "The Administration should designate a contact person for the purposes of the database who is responsible for communication with the Secretariat if any matter arises with regard to the submission of data by the respective Administration. It is recommended to fill in the contact details of the module manager as a contact person." Below the text, it says "No contact details available." and a yellow "Add contact" button is highlighted with a red box and a red arrow pointing to it.

The screenshot shows the same interface as above, but with a form to add a contact person. The form fields are: Title, First name, Last name, Telephone, and E-mail. Each field has a red asterisk indicating it is required. Below the form are two buttons: "Cancel" and "Submit". The "Submit" button is highlighted with a red box and a red arrow pointing to it, with the text "Click 'Submit' when done" next to it.

3 Submission of data and revision of the data already submitted

Click "Consumption Record" and then click "Add new record" to submit the data.



Members Area > Ship Fuel Oil Consumption > Consumption records

Consumption Records Contact Person

### Consumption records

[Add new record >](#)

#### Export data

Export the data submitted for the respective year.

Reporting year: 2017 [Export own non-anonymized data](#)

#### Your existing consumption records

Select a reporting year, then click on a record for details.

Reporting year: 2017

Flag Administration: New Zealand

IMO Number: IMO  [Search](#)

Input the data of a ship then click "Submit".

Consumption Records | Contact Person

### Consumption record

Reporting year: 2017  
 Start date: 2017-01-01  
 End date: 2017-12-31

Enter the IMO number of the ship, then click "Populate ship particulars".

### Ship Particulars

Flag Administration:   
 Party to MARPOL Annex VI: No  
 IMO Number: IMO

Relevant ship particulars will be populated from the GISIS Ship and Company Particulars module.

Ship type: -- Please select --

Select the ship type. If the ship type is not in regulation 2 of MARPOL Annex VI, selecting "Other" reveals a new text entry box to state ship type, as follows:

Ship type: Other  
 Other ship type:

Gross tonnage:   
 Net tonnage:   
 Deadweight tonnage:   
 Main propulsion power output:  kW  
 Auxiliary engine(s) power output:  kW  
 EEDI:   
 Ice class:

### Consumption Data

Distance travelled:  NM  
 Hours underway:  hours

Consumption:

Fuel oil type: -- Please select --  
 Quantity:  metric tonnes  
 Data collection method: -- Please select --

After adding fuel oil consumption data, click "Add consumption data".  
 If the ship has two or more fuel oil types, then add the data one-by-one.

Click "Submit" when done

After the submission, the summary of the data is shown on the "Consumption record" page.

This summary includes not only data submitted by the Administration but also data submitted by recognized organization(s) duly authorized by a Party of MARPOL Annex VI, if applicable.

IMO Number ↑	Ship type ↓	Distance travelled (NM) ↓	Hours underway (hours) ↓	Fuel oil consumption total (metric tonnes) ↓
IMO	Others	12	23	1234
IMO	Cruise passenger ship	5000	300	5000
IMO	Cruise passenger ship	3456	345	68

4 Authorization of a recognized organization for submission of data

Noting that MEPC.1/Circ.871 on *Submission of data to the IMO data collection system of fuel oil consumption of ships from a State not Party to MARPOL Annex VI* allows a recognized organization duly authorized by a Party of MARPOL Annex VI to submit the fuel oil consumption data of ships not flying the flag of a Party to MARPOL Annex VI, therefore the feature to authorize a recognized organization is not available for non-Party users.

5 Export of anonymized dataset

Noting that regulation 22A.11 of MARPOL Annex VI identifies "Parties shall have access to the anonymized data strictly for their analysis and consideration", access to the anonymized dataset is not available for non-Party users.

6 Export of non-anonymized dataset of ships flying its flag

Click "Consumption Records".  
 Select the reporting year and then click "Export own non-anonymized data".

A non-anonymized dataset of ships flying its flag (MS Excel spreadsheet) is downloaded.

	A	B	C	D	E	F	G	H	I	J	K	L	M	N	O	P	Q	R	S	T	U	V
1	Ship no.	Party to MAR/IMO Num	Ship Flag	Ship type	Gross ton	Net tonna	Deadweig	Main prog	Auxiliary	(EEDI)	Ice class	Distance t	Hours und	Submitter	Fuel oil type	Cf value	Quantity	Data collection method				
2	1	non-Party	xxxxxxx	Name of Flag	Bulk carri	6311	N/A	9092	5200	1000	N/A	18500	16879	xxxxxx	Heavy Fuel	3.114	6500	Method using BDNs				
3															Light Fuel O	3.151	3000	Method using flow meters				
4																						
5	2	non-Party	xxxxxxx	Name of Flag	Tanker	29735	N/A	50143	7740	1000	N/A	26000	2200	xxxxxx	Heavy Fuel	3.114	15000	Method using BDNs				
6															Diesel/Gas	3.206	6000	Method using bunker fuel oil tank m				
7																						
8																						
9																						

7 Data submission via Extensible Markup Language (XML) format

In addition to the Database within the GISIS platform, the Extensible Markup Language (XML) format is developed for bulk data submission from Member States. Member States that need to use the XML format should contact the Secretariat ([dcs@imo.org](mailto:dcs@imo.org)) for further information.

8 List of ships falling under the scope of the data collection system

In accordance with paragraphs 5.1 and 5.2 of the 2017 Guidelines for the development and management of the IMO Ship Fuel Oil Consumption Database (resolution MEPC.293(71)), the Secretariat should:

- .1 at the beginning of each calendar year, produce a list of ships falling under the scope of regulation 22A of MARPOL Annex VI by cross-referencing with the data from the Ship Particular module of GISIS; and
- .2 send the aforementioned list of ships to the Administration for reference, in order to receive feedback in case of any discrepancies.

The aforementioned list of ships for a non-Party Administration is also available.

Click "Ship under the scope".  
Then all ships expected to be falling under the scope of the data collection system for the calendar year are shown.

Consumption Records | Contact Person | Recognized Organizations | **Ships under the scope**

**Ships under the scope**

Select a calendar year, to view and modify the ships listed under your administration.

Calendar year: 2018  
Flag Administration: [dropdown]

Download Showing 1-25 of 1239 Page 1 of 50

IMO Number ↑	Ship Name ↑	Gross Tonnage ↑	Include ↑
IMO 1002380	LADY MOURA	6359	<input checked="" type="radio"/> Yes <input type="radio"/> No
IMO 6417097	MARCO POLO	22080	<input checked="" type="radio"/> Yes <input type="radio"/> No
IMO 7108930	BLACK WATCH	28613	<input checked="" type="radio"/> Yes <input type="radio"/> No
IMO 7218395	BOUDICCA	28551	<input checked="" type="radio"/> Yes <input type="radio"/> No
IMO 7304314	ALBATROS	28518	<input checked="" type="radio"/> Yes <input type="radio"/> No
IMO 7325629	OCEAN DIAMOND	8282	<input checked="" type="radio"/> Yes <input type="radio"/> No
IMO 7325899	FPSO CIDAD DE SANTOS MV20	118273	<input checked="" type="radio"/> Yes <input type="radio"/> No
IMO 7347536	DELPHIN	16214	<input checked="" type="radio"/> Yes <input type="radio"/> No
IMO 7349144	N'GOMA FPSO	125027	<input checked="" type="radio"/> Yes <input type="radio"/> No
IMO 7360069	SENDJE CEIBA	133969	<input checked="" type="radio"/> Yes <input type="radio"/> No
IMO 7370193	FPSO CAPIXABA	137452	<input checked="" type="radio"/> Yes <input type="radio"/> No

In case a ship is considered outside the scope of the data collection system, the module manager can remove the ship by selecting "No", as shown below.

Select a calendar year, to view and modify the ships listed under your administration.

Calendar year: 2018  
Flag Administration: [dropdown]

Download Showing 1-25 of 1239 Page 1 of 50

IMO Number ↑	Ship Name ↑	Gross Tonnage ↑	Include ↑
IMO 1002380	LADY MOURA	6359	<input type="radio"/> Yes <input checked="" type="radio"/> No
IMO 6417097	MARCO POLO	22080	<input type="radio"/> Yes <input checked="" type="radio"/> No
IMO 7108930	BLACK WATCH	28613	<input checked="" type="radio"/> Yes <input type="radio"/> No
IMO 7218395	BOUDICCA	28551	<input checked="" type="radio"/> Yes <input type="radio"/> No
IMO 7304314	ALBATROS	28518	<input type="radio"/> Yes <input checked="" type="radio"/> No
IMO 7325629	OCEAN DIAMOND	8282	<input checked="" type="radio"/> Yes <input type="radio"/> No
IMO 7325899	FPSO CIDAD DE SANTOS MV20	118273	<input checked="" type="radio"/> Yes <input type="radio"/> No
IMO 7347536	DELPHIN	16214	<input checked="" type="radio"/> Yes <input type="radio"/> No
IMO 7349144	N'GOMA FPSO	125027	<input checked="" type="radio"/> Yes <input type="radio"/> No



## APPENDIX 3


### GUIDANCE FOR RECOGNIZED ORGANIZATIONS

A recognized organization can access the Database and submit the fuel oil consumption data only after it has been authorized by a Party to MARPOL Annex VI to submit data on its behalf via the Database (see section 4 of appendix 1). A recognized organization can also submit data for non-Party ships.

In order to enable a user of a recognized organization to access the Database, the recognized organization is requested to contact the Secretariat ([dcx@imo.org](mailto:dcx@imo.org)). The Secretariat will provide the necessary information on the web accounts (for data submission by GISIS and the XML format) to it.

- 1 Log into the Database and designation of a contact point.

Select "Public Users" from "Authority".  
Use the given web account and log into the GISIS.



IMO INTERNATIONAL MARITIME ORGANIZATION

Log In

Authority: Public Users

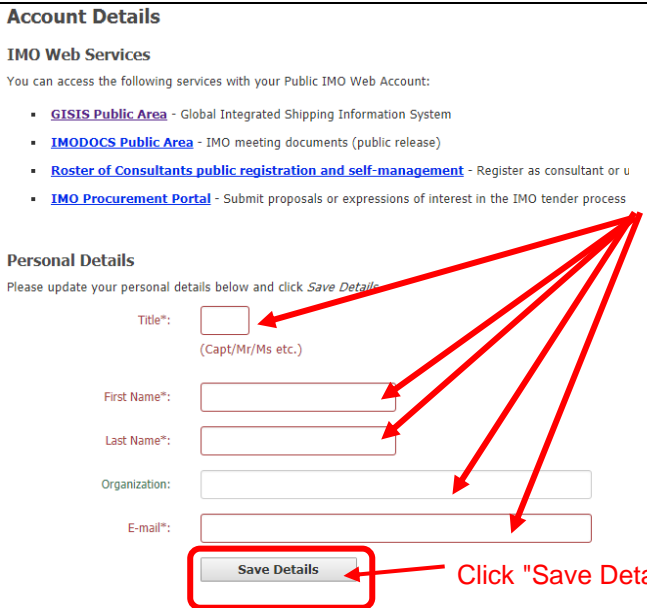
Username:

Password:

Remember username

[Manage your account](#)

When the user first logs into the GISIS, they are is requested to fill in the personal details.



**Account Details**

**IMO Web Services**

You can access the following services with your Public IMO Web Account:

- [GISIS Public Area](#) - Global Integrated Shipping Information System
- [IMODOCS Public Area](#) - IMO meeting documents (public release)
- [Roster of Consultants public registration and self-management](#) - Register as consultant or u
- [IMO Procurement Portal](#) - Submit proposals or expressions of interest in the IMO tender process

**Personal Details**

Please update your personal details below and click *Save Details*.

Title\*:   
(Capt/Mr/Ms etc.)

First Name\*:

Last Name\*:

Organization:

E-mail\*:

Click "Save Details" when done

In order to access the Database, click on the "Ship Fuel Oil Consumption" module from the icon shown on the right.



Ship Fuel Oil Consumption  
Mandatory reporting of fuel oil consumption by ships.

- 2 Submission of data on behalf of a Party to MARPOL Annex VI and revision of the data already submitted

Click "Consumption Record" and then click "Add new record" to submit the data.

Public Area > Ship Fuel Oil Consumption > Consumption records

Consumption Records Contact Point Data Import

### Consumption records

Add new record »

#### Export data

Export the data submitted for the respective year.

Reporting year: 2017 Export own non-anonymized data

#### Existing consumption records submitted by your organization

Select a reporting year, then click on a record for details.

Reporting year: 2017

Flag Administration: -- Please select --

IMO Number: IMO Search

Consumption Records
Contact Point
Data Import

### Consumption record

Reporting year: 2017 ← Select "Reporting year", "Start date" and "End date".

Start date: 2017-01-01 ←

End date: 2017-12-31 ←

### Ship Particulars

Flag Administration: -- Please select -- ← Select the Flag of the ship

Party to MARPOL Annex VI: No

IMO Number: IMO Populate ship particulars ← Enter the IMO number of the ship, then click "Populate ship particulars".

Ship type: -- Please select -- ← Select the ship type. If the ship type is not in regulation 2 of MARPOL Annex VI, selecting "Other" reveals a new text entry box to state ship type, as follows:

Gross tonnage:

Net tonnage:

Deadweight tonnage:

Main propulsion power output:  kW

Auxiliary engine(s) power output:  kW

EEDI:

Ice class:

Relevant ship particulars will be populated from the GISIS Ship and Company Particulars module.

### Consumption Data

Distance travelled:  NM

Hours underway:  hours

Ship type: Other  
Other ship type:

### Consumption:

Fuel oil type: -- Please select -- ←

Quantity:  metric tonnes ←

Data collection method: -- Please select -- ←

Add consumption data ← After adding fuel oil consumption data, click "Add consumption data".

If the ship has two or more fuel oil types, then add the data one-by-one.

Cancel
Submit ← Click "Submit" when done

Input the data of a ship then click "Submit".

After submission, the summary of the data submitted is shown on the "Consumption record" page.

IMO Number ↑	Ship type ↑	Distance travelled (NM) ↑	Hours underway (hours) ↑	Fuel oil consumption total (metric tonnes) ↑
IMO	Others	12	23	1234
IMO	Cruise passenger ship	5000	300	5000
IMO	Cruise passenger ship	3456	345	68

### 3 Submission of data of non-Party ships and revision of the data already submitted

In accordance with MEPC.1/Circ.871 on *Submission of data to the IMO data collection system of fuel oil consumption of ships from a State not Party to MARPOL Annex VI*, a recognized organization duly authorized by a Party of MARPOL Annex VI can submit the fuel oil consumption data of ships not flying the flag of a Party to MARPOL Annex VI via the same process identified in section 2 of this appendix.

4 Export of anonymized dataset

Noting that regulation 22A.11 identifies that "Parties shall have access to the anonymized data strictly for their analysis and consideration", access to the anonymized dataset is not available for users of recognized organizations.

5 Export of own non-anonymized dataset

Click "Consumption Records".  
Select the reporting year and then click "Export own non-anonymized data".

Members Area > Ship Fuel Oil Consumption > Consumption records

Consumption Records Contact Person

### Consumption records

Add new record >

### Export data

Export the data submitted for the respective year.

Reporting year: 2017 Export own non-anonymized data

A non-anonymized dataset submitted by the recognized organization (MS Excel spreadsheet) is downloaded.

	A	B	C	D	E	F	G	H	I	J	K	L	M	N	O	P	Q	R	S	T	U
1	Ship no.	Party to M/IMO Num	Ship Flag	Ship type	Gross ton	Net tonna	Deadweig	Main prog	Auxiliary	(EED)	Ice class	Distance t	Hours unc	Submitter	Fuel oil ty	Cf value	Quantity	Data collection method			
2	1	Party	xxxxxxx	Flag A	Bulk carri	35898	N/A	60652	5000	2000	15.00000		5000	800	Belgian M	Diesel/Ga	3.206	300	Method using bunker fuel oil t		
3																Heavy Fue	3.114	800	Method using bunker fuel oil t		
4																					
5	2	Party	xxxxxxx	Flag A	Bulk carri	43229	N/A	81060	8000	6000	16.0	0	8000	6000	Belgian M	Heavy Fue	3.114	6000	Method using BDNs		
6																					
7	3	Party	xxxxxxx	Flag B	Ro-ro co	1206	N/A	4000	10	10	10	500	300	Belgian M	Diesel/Ga	3.206	2000	Method using BDNs			
8																					
9																					
10																					
11																					

6 Data submission via Extensible Markup Language (XML) format

In addition to the Database within the GISIS platform, the Extensible Markup Language (XML) format is developed for bulk data submission from recognized organizations. Special web accounts to submit data by the XML format will be provided to recognized organizations that have been authorized by a Party to MARPOL Annex VI for submission of fuel oil consumption data. Should further information or assistance be needed, please contact the IMO Secretariat ([dcs@imo.org](mailto:dcs@imo.org)).